
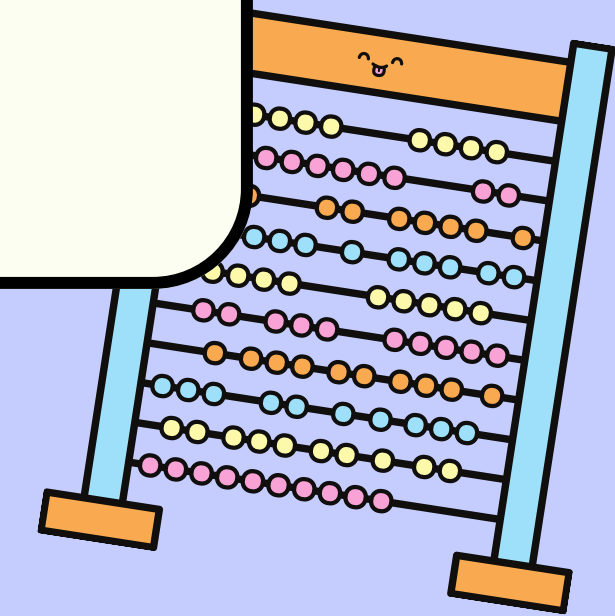






Year 4 Times Tables Parents Information Session

Monday 16th March




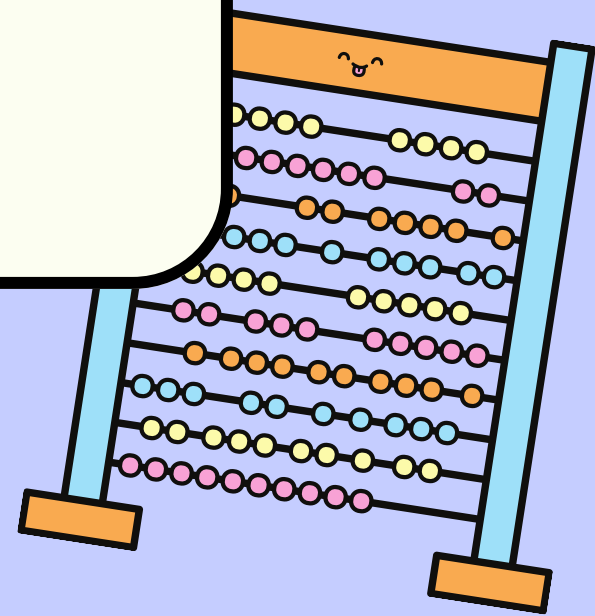




Kingfisher
CE ACADEMY




Why is multiplication important?



Kingfisher
CE ACADEMY






Why is Multiplication Important?

Multiplication is a key building block in maths.


It supports:


- Understanding number patterns
 - Calculating quickly and efficiently
 - Solving real-life problems (sharing, scaling, money, time)
 - Success in other maths topics like division, fractions, area, and algebra
- 




Multiplication fluency helps children think mathematically and problem-solve confidently.


What does fluent mean?

- A deep conceptual understanding.
 - An ability to recall accurately and rapidly.
 - It is not just repeating back the fact.
 - It is about flexibility, efficiency and accuracy
- 




Why Fluency Matters

- Fluency = automatic recall of times tables
 - Reduces cognitive load (frees up brain space)
 - Builds speed and confidence
 - Supports success in:
 - Division
 - Fractions & Decimals
 - Area & Perimeter
 - Ratio
 - Algebra
 - Pupils who are fluent in multiplication are more successful in upper Key Stage 2 and beyond
- 





What does a deep conceptual understanding look like?

- Understanding the meaning of operations and their relationships to each other.
 - $4 \times 6 = 24$ so $6 \times 4 = 24$
 - If $4 \times 6 = 24$ then $24 \div 6 = 4$
 - $4 \times 6 = 6 + 6 + 6 + 6$
- 

What does flexibility and efficiency look like?

- Knowing facts and how they relate to each other.
- If we know this what else do we know?
- $4 \times 5 = 20$ so I know $4 \times 50 = 200$

MTC information



0

4

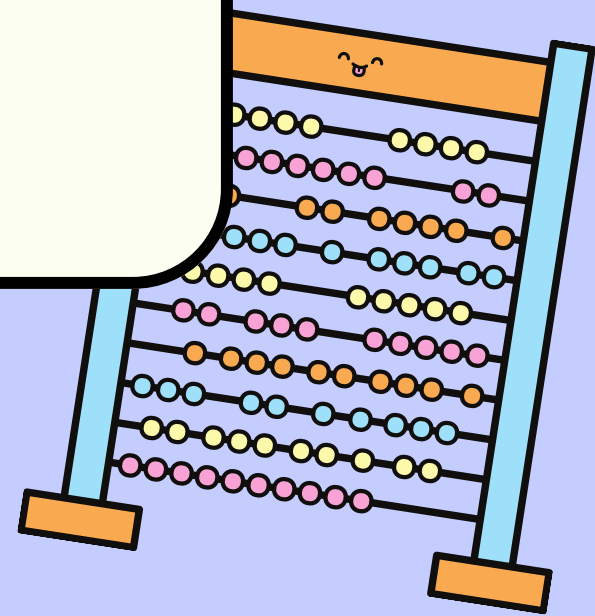

5

6

2

1

3



7

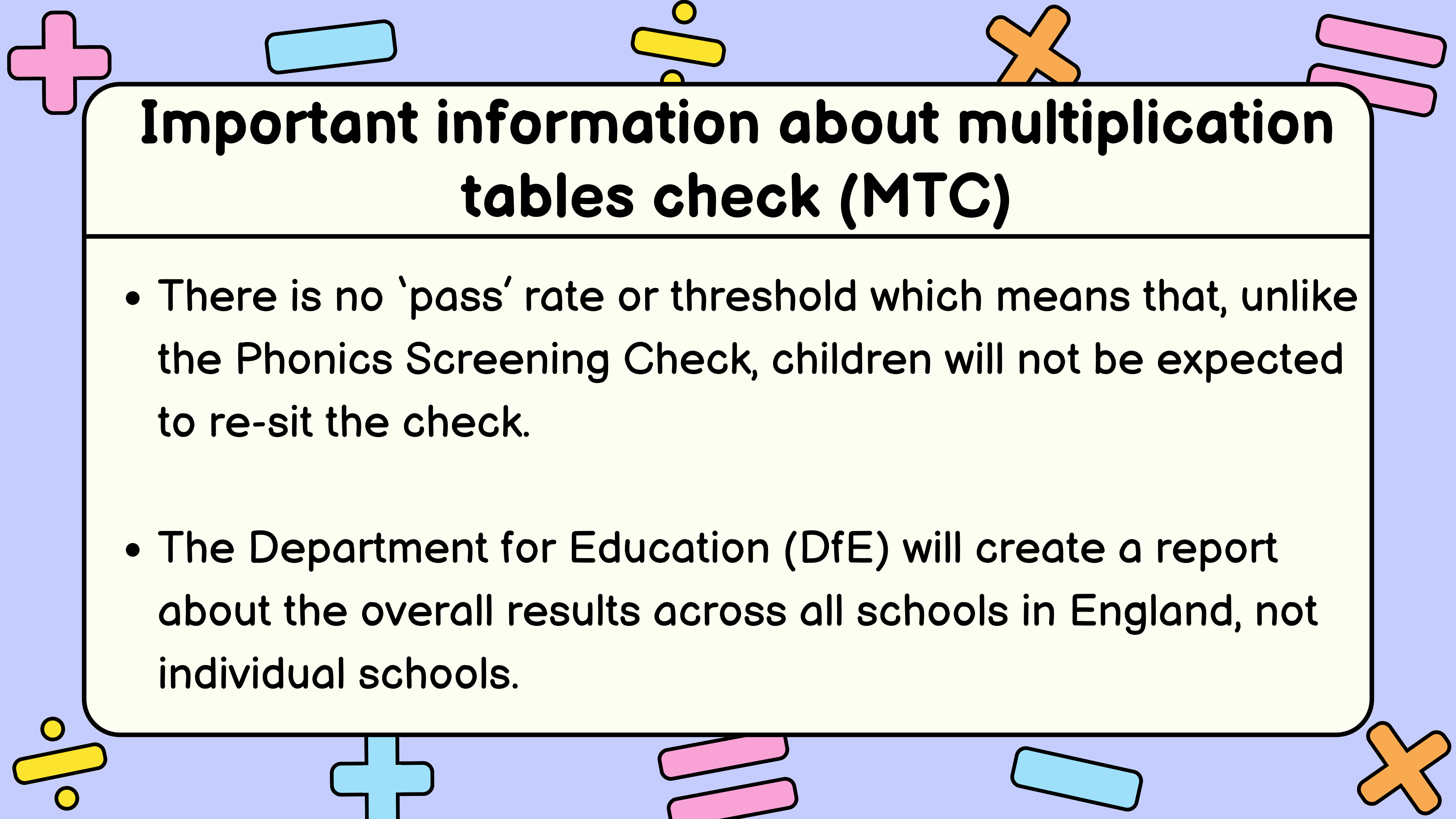
8

9



Important information about multiplication tables check (MTC)

- The MTC determines if Year 4 children can fluently recall their multiplication tables.
- They are designed to help schools identify which children require more support to learn their times tables.




Important information about multiplication tables check (MTC)

- There is no 'pass' rate or threshold which means that, unlike the Phonics Screening Check, children will not be expected to re-sit the check.
- The Department for Education (DfE) will create a report about the overall results across all schools in England, not individual schools.




When the check will take place

- There will be a 2 week window from **Monday 1st June 2026** for schools to administer the check.
 - There is no set day to administer the check and children are not expected to take the check at the same time.
 - All eligible Year 4 children in England will be required to take the check.
- 





How the check is carried out

- The check will be fully digital.
 - Answers will be entered using a keyboard, by pressing digits using a mouse or using an on-screen number pad.
 - Usually, the check will take less than 5 minutes for each child.
- 





How the check is carried out

- The children will have 6 seconds from the time the question appears to input their answer.
 - There will be a total of 25 questions with a 3 second pause in-between questions.
 - There will be 3 practice questions before the check begins.
- 




Specific arrangements for the check

- Some children will be eligible for specific arrangements:
 - Colour contrast
 - Font size adjustment
 - 'Next' button (alternative to 3-second pause)
 - Removing on-screen number pad
 - An adult to input answers
 - Audio version
 - Audible time alert.
- 





The check questions

- Each child will be randomly assigned a set of questions
 - There will only be multiplication questions in the check, not division facts.
 - The 6, 7, 8, 9 and 12 times tables are more likely to be asked.
 - Reversal of questions (e.g. 8×6 and 6×8) will not be asked in the same check.
 - Children will not see their individual results when they complete the check.
- 




Ways to support times table knowledge

- Count and look for patterns.
 - Understand that multiplication is repeated addition.
 - Remember that multiplication is commutative.
 - Remember that multiplication is the inverse of division.
 - Recall and utilise fact families.
- 



How best to prepare your child for the check

- Remind them that the check should last no more than 5 minutes.
 - If you want to go over times tables, make them fun.
 - If your child has any concerns, encourage them to talk to a trusted adult (for example, yourself, their teacher).
 - If you have any concerns, talk to your child's teacher.
- 

KS2 Times Table Parents Information Session

Monday 16th March



Kingfisher
CE ACADEMY

Kingfisher Hall at 3:30pm